








IRELAND'S MOST SCENIC DRIVES

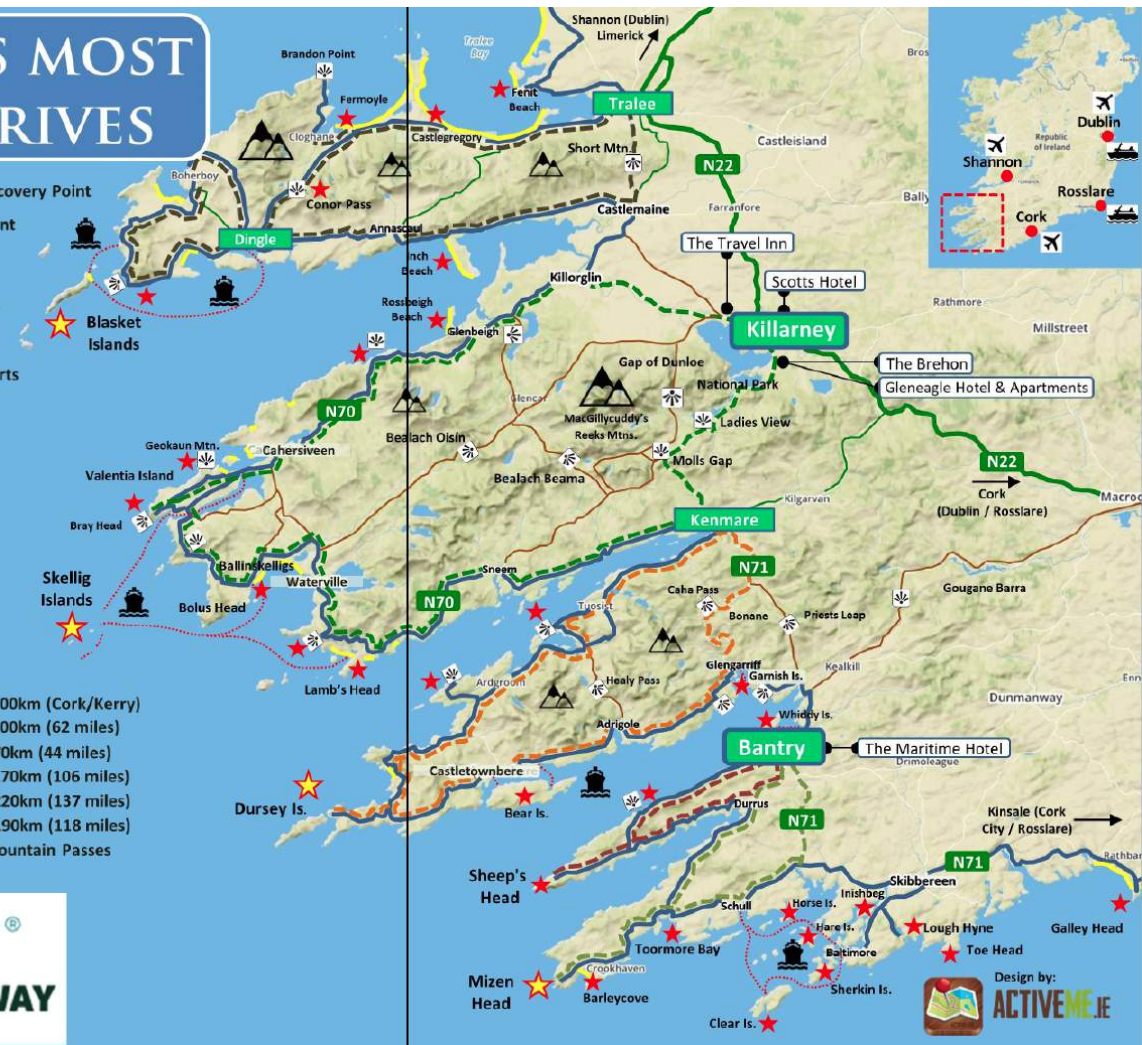
-  Wild Atlantic Way Signature Discovery Point
-  Wild Atlantic Way Discovery Point
-  Scenic Viewpoint
-  Ferry and Boat Trips
-  Mountains & Walking Areas
-  Popular Beaches and Watersports

DRIVING DISTANCES

- Bantry to Killarney = 75km = 1.5 hrs
- Bantry to Cork City = 85km = 1.5 hrs
- Bantry to Rosslare = 280km = 4.0 hrs
- Bantry to Dublin = 345km = 4.0 hrs
- Bantry to Shannon = 215km = 3.5hrs

SCENIC DAY DRIVES

-  The Wild Atlantic Way – 800km (Cork/Kerry)
-  Mizen Head Loop – 100km (62 miles)
-  Sheep's Head Loop – 70km (44 miles)
-  Beara Peninsula Loop – 170km (106 miles)
-  Ring of Kerry – 220km (137 miles)
-  Dingle Peninsula Loop – 190km (118 miles)
-  Other Scenic Drives and Mountain Passes



Design by: **ACTIVE.ME.IE**